



# Vario Standard Window / Wall Fans

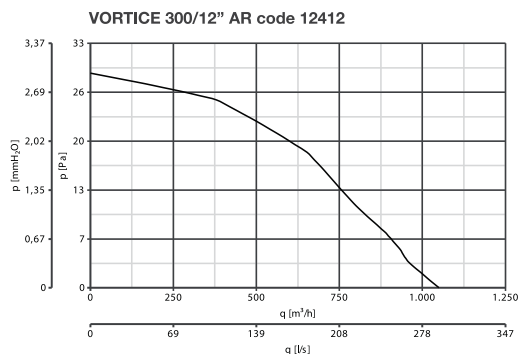
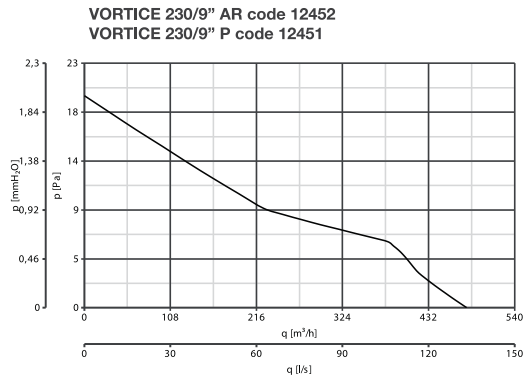
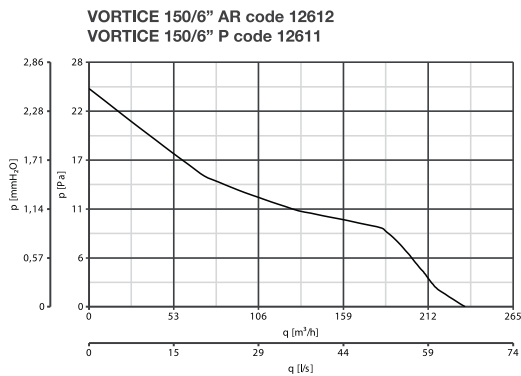
The Vario standard range of window / wall provide intermittent ventilation FOR shops, cafes, restaurants, pubs, gyms, sports clubs, schools, offices and much more. This is a versatile and popular range of fans for through the wall / window applications. The standard range is fitted with bush bearing motors for regular intermittent operations.

## TECHNICAL SPECIFICATIONS (WINDOW/WALL)

- 2 standard installation options – window/wall or built in
- 3 model sizes – 150mm/6", 230mm/9", 300mm/12"
- 5 window / wall options
- Automatic or manual (pull cord)
- All models have Automatic Shutters
- Kits for special applications available
- Bush bearing motors
- 10 controller options – 4 speed controllers – 1 infra red remote controller – 5 environmental controllers.
- IPX4 splash proof protection on all models.
- IMQ data label ensures data and performance is third party certified.
- Conforms to international standards: CEI EN 60335-2-80, CEI EN 60529 (code IP) and CEI 107-53/1986.



## Pressure/Performance Curves





# Vario Standard Window / Wall Fans

The Vario standard range of window / wall provide intermittent ventilation FOR shops, cafes, restaurants, pubs, gyms, sports clubs, schools, offices and much more. This is a versatile and popular range of fans for through the wall / window applications. The standard range is fitted with bush bearing motors for regular intermittent operations.

The **Vario Standard Range** is manufactured with shielded pole motors and has bronze bearings for long life. These fans are Designed for intermittent operation. IPX4.

**Note:** Long Life versions of the Vario range are available for continuous operation applications. For details contact Sales@ATC.ie

## Window / Wall Fans **STANDARD**

CODE	VARIO STANDARD RANGE WINDOW / WALL/ ROOF	BOX QTY
12611	6" WINDOW/WALL FAN WITH PULLCORD (235 m <sup>3</sup> /h) (65.3 l/s)	4
12612	6" WINDOW/WALL FAN AUTO (235 <sup>①</sup> /150 <sup>②</sup> m <sup>3</sup> /h) (65.3/41.7 l/s)	4
12451	9" WINDOW/WALL FAN WITH PULLCORD (480 m <sup>3</sup> /h) (133 l/s)	1
12452	9" WINDOW/WALL/ROOF FAN REV AUTO (480 <sup>①</sup> /310 <sup>②</sup> m <sup>3</sup> /h) (133/86 l/s)	1
12412	12" WINDOW/WALL FAN REV AUTO (1050 <sup>①</sup> /700 <sup>②</sup> m <sup>3</sup> /h) (292/194.4)	1

① Extract ② Intake



13070: For installation on walls between 38mm to 300mm.

## Extension Rods

CODE	EXTENSION RODS FOR VARIO RANGE	BOX QTY
13018	EXTENSION RODS FOR VARIO RANGE	1

## Built-in Wall Fans **STANDARD**

CODE	VARIO STANDARD RANGE BUILT-IN WALL	BOX QTY
12613	6" WALL/ROOF FAN AUTO (220 <sup>①</sup> /130 <sup>②</sup> m <sup>3</sup> /h) (61.1/36.1 l/s)	1
12453	9" WALL/ROOF FAN REV AUTO (450 <sup>①</sup> /300 <sup>②</sup> m <sup>3</sup> /h) (125/83.3 l/s)	1
12413	12" WALL/ROOF FAN REV AUTO (1200 <sup>①</sup> /850 <sup>②</sup> m <sup>3</sup> /h) (333.3/236.1 l/s)	1

① Extract ② Intake

## Dimensions (mm)

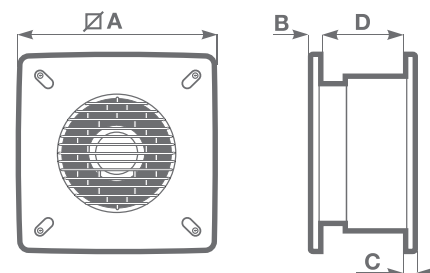
### Window and Wall Standard and Long Life Fans

MODEL	A	B	C	D	E MIN/MAX	Ø WINDOW/WALL	KG
150/6"	215	218	31	97,5	2/38	185 - 190	2.07
230/9"	294	297	31	130	2/38	257 - 262	3.45
300/12"	390	393	31	147	2/38	324 - 329	6.13

## Dimensions (mm)

### Built in Standard and Long Life Fans

MODEL	A	B	C	D	WALL (MIN)	KG
150/6"	300	9,5	10,5	135	260 - 265	2.52
230/9"	400	10	11	180	335 - 340	3.88
300/12"	495	10,5	11,5	210	435 - 440	7.2



# Vario Range Accessories

## Cowl Kit

CODE	COWL KIT	BOX QTY
13001	6" ROOF / WINDOW COWL KIT	1
13002▲	9" ROOF / WINDOW COWL KIT	1
13003▲	12" ROOF / WINDOW COWL KIT	1

## Ceiling Kit

CODE	CEILING KIT	BOX QTY
13012▲	6" & 9" FLUSH CEILING KIT	1
13014▲	12" FLUSH CEILING KIT	1

## Flush Wall Kit

CODE	DEEP WALL KIT	BOX QTY
13015▲	6" FLUSH WALL KIT	1
13016▲	9" FLUSH WALL KIT	1
13017▲	12" FLUSH WALL KIT	1

## Plate Kit

CODE	PLATE KIT	BOX QTY
13027▲	6" SPIGOT PLATE KIT	1
13028▲	9" SPIGOT PLATE KIT	1
13029▲	12" SPIGOT PLATE KIT	1



13016 + 13012 + 8502.



13002 + 13028 + 13012  
Built-in Roof mounted for remote applications.