

# Zip Aquapoint III<sup>®</sup>

Water heater

**Unvented, single or multiple outlets  
5.0 litre, 10.0 litre, 15.0 litre**



#### Optional accessories

- AQ1 Pressure and temperature relief valve.
- AQ2 Expansion vessel and check valve.
- AQ3 Combined pressure reducer (set at 3.5 bar) and line strainer.
- AQ4 Thermostatic blending valve complete with two check valves.

#### Features

- Hot water for one or more outlets
- Used with conventional taps or mixers
- Glass lined steel storage tank tested to 12 bar
- Sacrificial anode for protection against corrosion
- Element 'ON' neon indicator
- External temperature control with frost protection

*As Zip policy is one of continuous product improvement changes to specifications may be made without prior notice.*

*The terms, Zip and Aquapoint are Trademarks.*



# Zip Aquapoint III®

Unvented, single or multiple outlets  
5.0 litre, 10.0 litre, 15.0 litre

Product	Product Code	Capacity litres	Thermal Loss kWh/day	Dimensions (mm) H x W x D
<b>Oversink</b>				
Zip Aquapoint III	AP3/05/OB	5	0.35	376 x 256 x 260
Zip Aquapoint III	AP3/10/OB	10	0.48	480 x 350 x 265
Zip Aquapoint III	AP3/15/OB	15	0.62	480 x 350 x 310
<b>Undersink</b>				
Zip Aquapoint III	AP3/05	5	0.35	376 x 256 x 260
Zip Aquapoint III	AP3/10	10	0.48	480 x 350 x 265
Zip Aquapoint III	AP3/15	15	0.62	480 x 350 x 310

## Technical Features

- Unvented, multipoint water heater
- Hot water storage tank of 1.8mm thick glass enamelled steel tested to 12 bar. 2.0 kW heating element
- Fitted with a sacrificial anode. Adjustable thermostat with a range up to 75°C
- Fitted with frost protection
- Resettable over temperature safety cut out
- Element 'ON' neon indicator
- High density CFC-free polyurethane foam insulation
- Corrosion resistant white plastic case
- BSP water connections
- Supplied with installation kit

**Capacity**  
5 litres, 10 litres, 15 litres.

**Rating**  
2.0 kW.

**Heating element**  
Embedded rod type.

**Thermostat**  
Capillary type adjustable up to 7°C to 75°C.

**Water tank**  
1.8mm glass enamelled, steel tested to 12 bar, with a working pressure of 3.5-4 bar.

### Case

High impact and corrosion resistant white plastic.

### Insulation

High density, CFC-free polyurethane foam.

### Safety features

- manually resettable thermal cutout set to 85°C +/- 3°C.
- expansion relief valve (supplied) set at 6 bar.
- protected against frost whilst power is on.
- sacrificial anode for added protection against corrosion for element and tank – must be checked regularly (6 months) and replaced where necessary as gradual erosion will occur. In extreme cases local water conditions can cause rapid erosion of the anode resulting in particles being deposited as a residue.

The Aquapoint should not be used where water quality is critical.

### Approvals

WRAS approved and CE endorsed.

### Warranty

One-year on site parts and labour. For full details of the Zip Warranty Scheme visit: [www.zipheaters.co.uk/warranty](http://www.zipheaters.co.uk/warranty).

## Installation

### Location

The water heaters should be installed on the floor, provided connections are at the top.

All models can supply one outlet or multiple outlets with no special taps required.

When deciding the final location of the heater, consideration should be given to the safe and visible disposal of any water resulting from leaks or seepage. This is particularly relevant when the heater is located in a roof space, cupboard or any concealed location.

### Plumbing

Water connections 15mm BSP.

Minimum recommended water pressure 1 bar.

Pressure relief valve set at 6 bar.

Pressure and temperature relief valve, where fitted requires plumbing to waste in accordance with water byelaws.

### Electrical

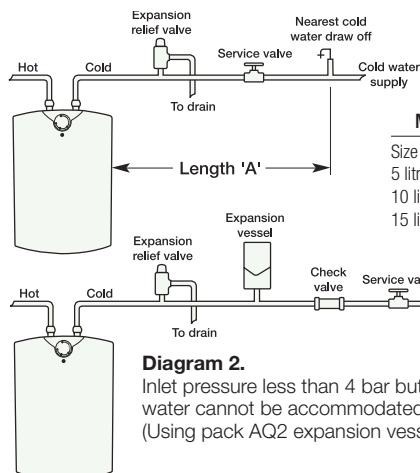
To be wired to a double pole fused spur, minimum break rating 13 amps.

Installation must comply with current IEE regulations.

### Caution

Variable temperature water heaters should be set only in strict compliance with regulations governing the temperature of stored and dispensed hot water.

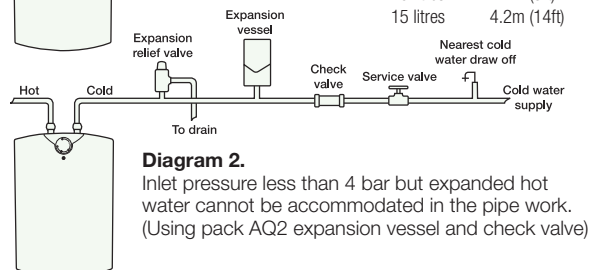
## Typical installation



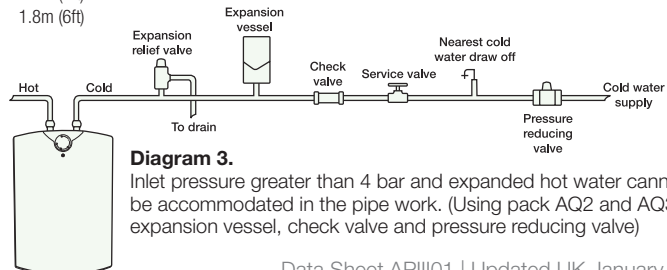
**Diagram 1.**  
Inlet pressure less than 4 bar and expanded hot water can be accommodated in the pipe work

### Minimum length of pipe – Length 'A'

Size	15mm pipe	22mm pipe
5 litres	1.2m (4ft)	0.6m (2ft)
10 litres	2.7m (9ft)	1.2m (4ft)
15 litres	4.2m (14ft)	1.8m (6ft)



**Diagram 2.**  
Inlet pressure less than 4 bar but expanded hot water cannot be accommodated in the pipe work. (Using pack AQ2 expansion vessel and check valve)



**Diagram 3.**  
Inlet pressure greater than 4 bar and expanded hot water cannot be accommodated in the pipe work. (Using pack AQ2 and AQ3 expansion vessel, check valve and pressure reducing valve)

## Performance

Model	Heat up time (15° to 65°C)	Re-heat time (70% vol.)
AP3/05	11 mins	7 mins
AP3/10	18 mins	12 mins
AP3/15	32 mins	18 mins